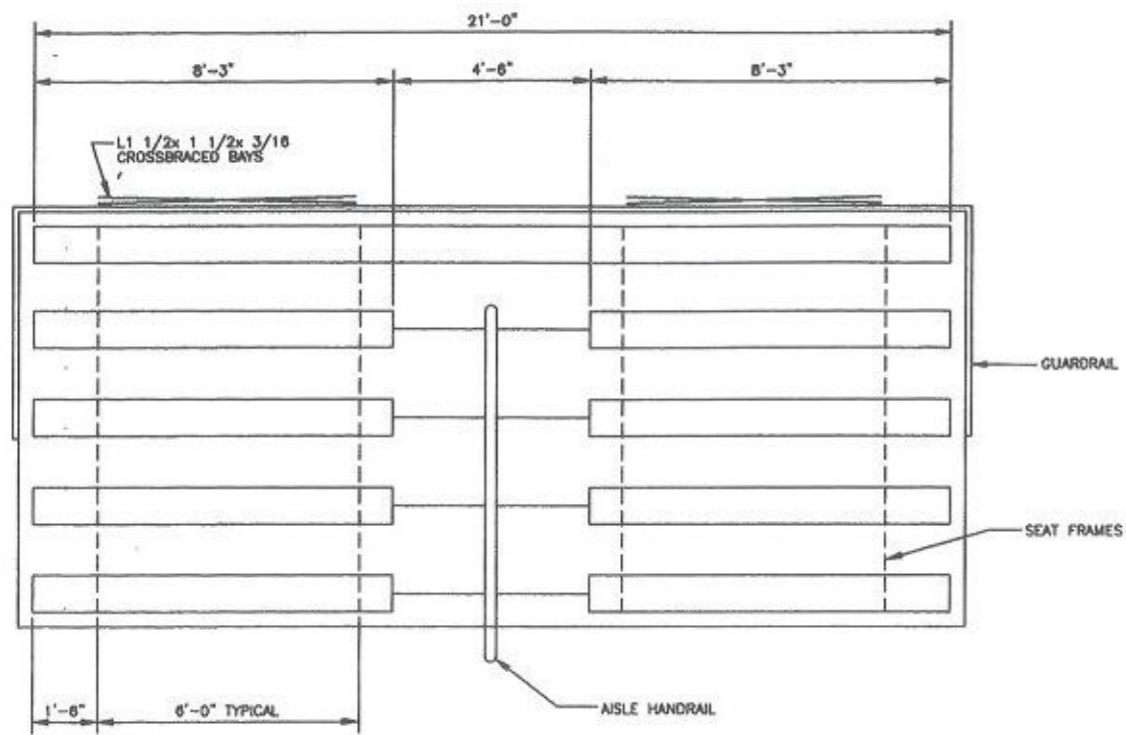
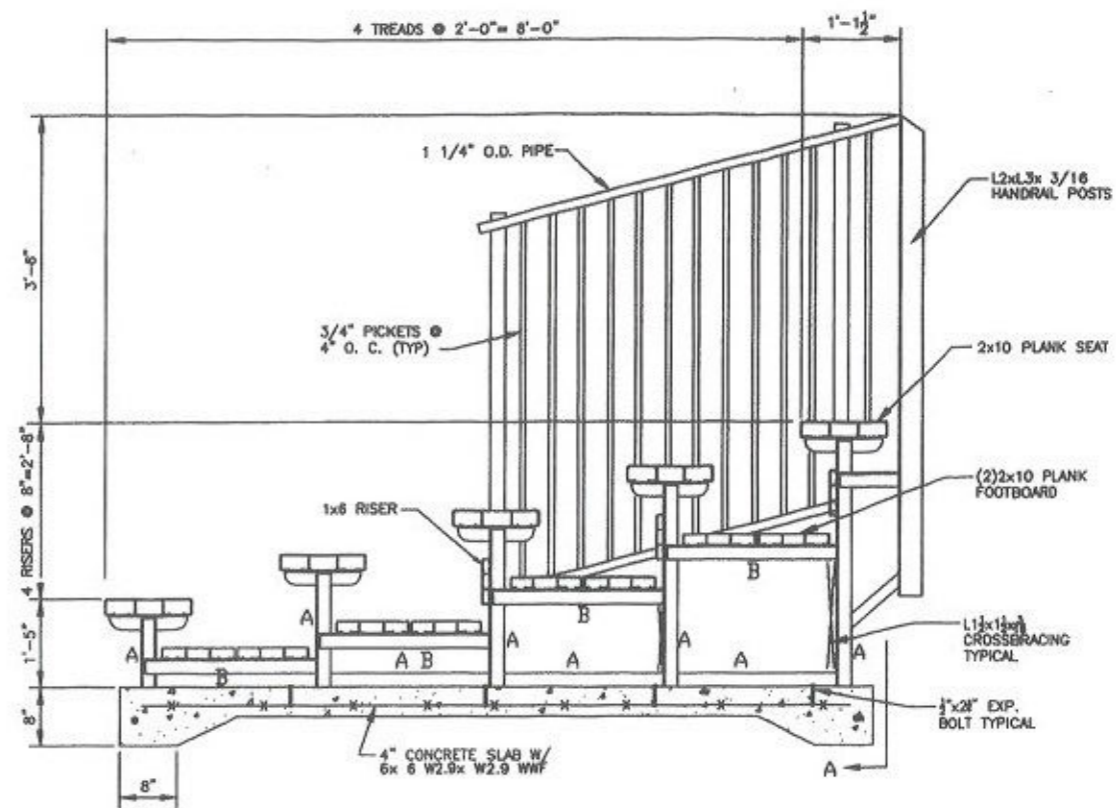


Approved By: ?
 Plot Date: ?
 TAMPA, FL 33605 (800) 248-2099



5 ROW SEATING PLAN x 21'
 SCALE: 1/4"=1'-0

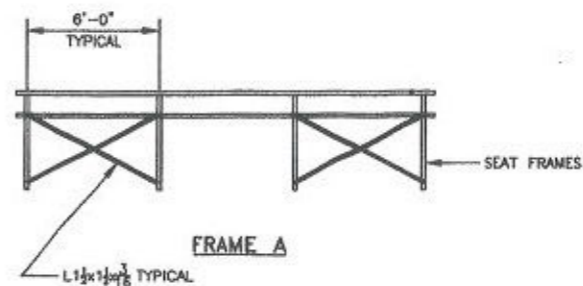
SEATING CALCULATIONS
 GROSS SEATS 70 SEATS
 NET SEATS 58 SEATS



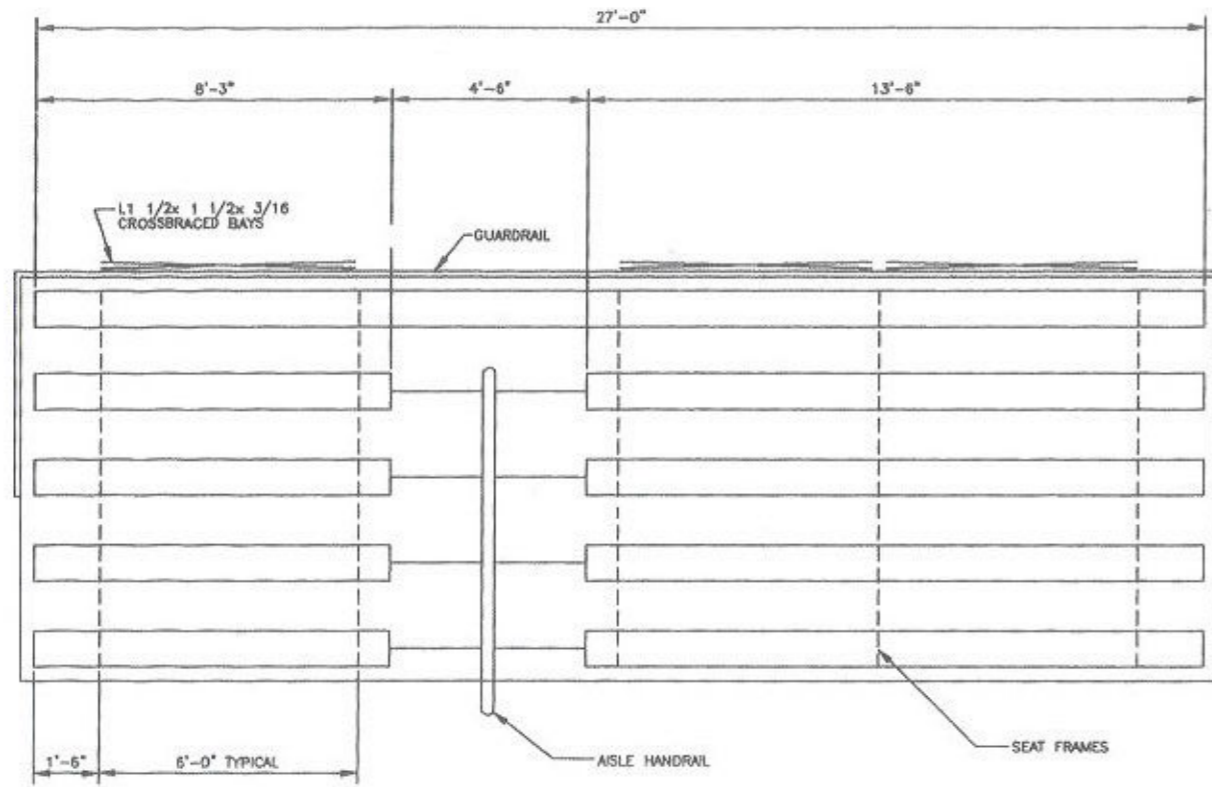
TYPICAL FRAMING ELEVATION
 SCALE: 1"=1'-0

MEMBER SCHEDULE

- A. L2x2x3/16
- B. L1 3/4x1 3/4x3/16



Revisions	
SEAL	
Job No. : 202-210	CAD File Name: PAGE A-5
Drawn By: HJK	Plot Scale: 12
Date: 12/07/02	Scale: 1"=1'-0"
Approved By: ?	Plot Date: ?
SOUTHEASTERN SEATING, INC. OUTDOOR BLEACHERS & GRANSTANDS 908 EAST SEVENTEENTH AVE. TAMPA, FL 33605 (800) 248-2099	
TYPICAL 5 ROW	
NON ELEVATED	
W/AISLE	
1	

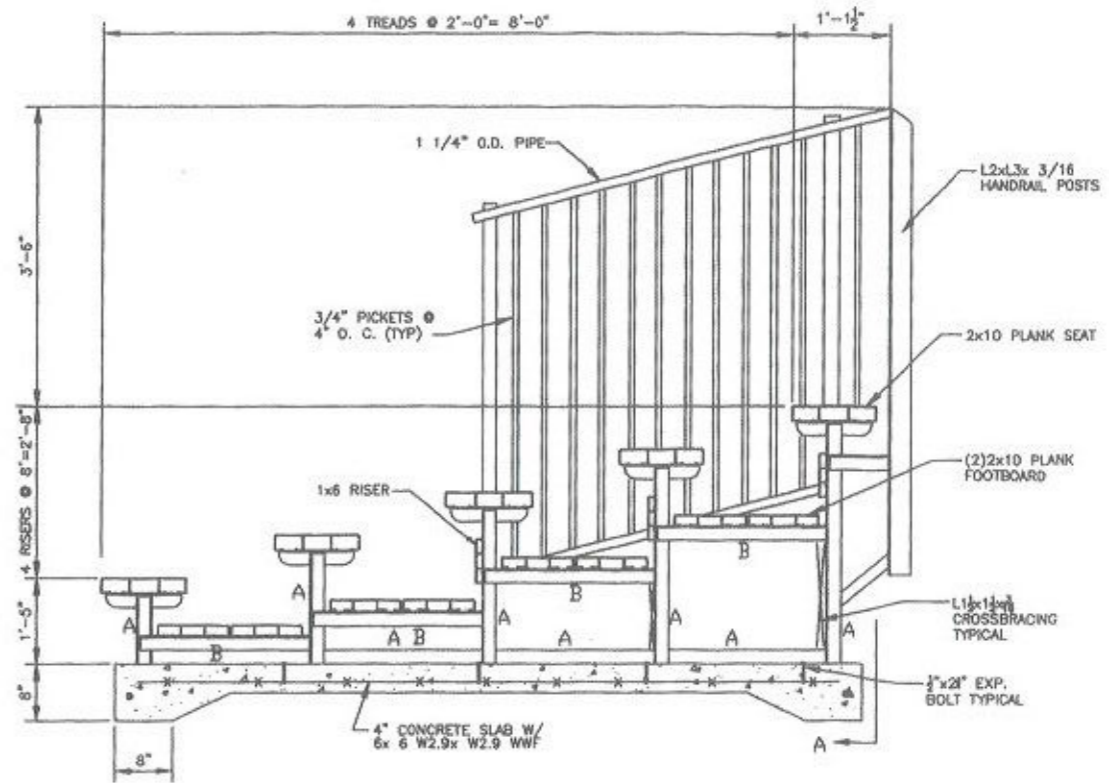


5 ROW SEATING PLAN x 27'

SCALE: 1/4"=1'-0"

SEATING CALCULATIONS

GROSS SEATS	90 SEATS
NET SEATS	73 SEATS



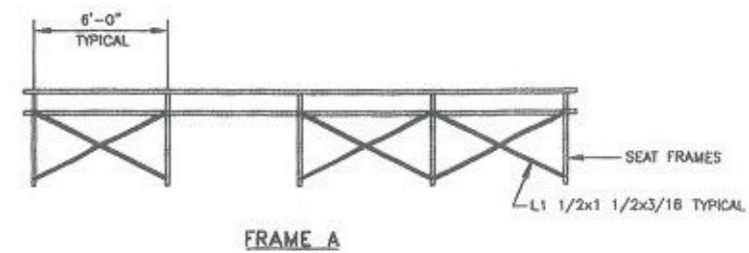
TYPICAL FRAMING ELEVATION

SCALE: 1"=1'-0"

MEMBER SCHEDULE

A. L2x2x3/16

B. L1 3/4x1 3/4x3/16



SEAL	Job No. : 202-210	Drawn By: HOK	DATE: 12/07/02	Scale: 1"=1'-0"	Plot Date: 9
SEAL	CAD File Name: PAGE A-6	DATE: 12/07/02	Scale: 1"=1'-0"	Plot Date: 9	Plot Date: 9
SOUTHEASTERN SEATING, INC. OUTDOOR BLEACHERS & GRANSTANDS 903 EAST SEVENTEENTH AVE. TAMPA, FL. 33605 (800) 248-2099					
TYPICAL 5 ROW NON ELEVATED W/AISLE					
1					

