

10 ROW SEATING PLAN x 21'
SCALE: 3/4"=1'-0"

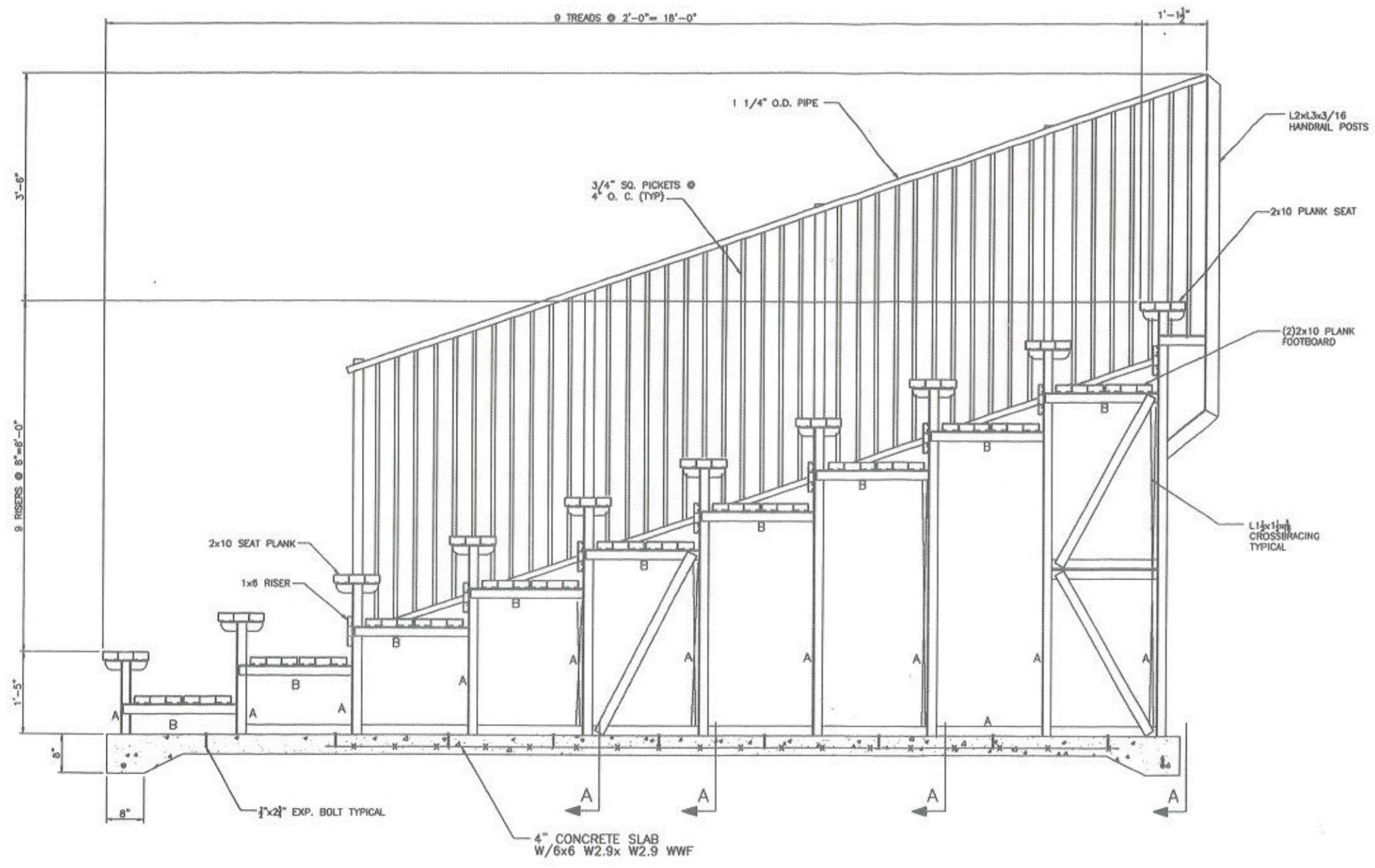
SEATING CALCULATIONS
GROSS SEATS 140 SEATS

SEAL		Revisions	
Drawn By: HGK	Job No.: 202-210	CAD File Name: PAGE A-8	Plot Date: ?
Date: 12/07/02	Scale: 3/4"=1'-0"	Plot Scale: 16	Approved By: R.D.H.
SOUTHEASTERN SEATING, INC. 908 EAST SEVENTEENTH AVE. TAMPA, FLORIDA (800) 248-2099			
TYPICAL PLANS 10 ROW		NON ELEVATED	
1			

12/07/02
 Scale: 3/4"=1'-0"
 Approved By: R.D.H.
 Plot Date: ?
 Job No.: 202-210
 CAD File Name: PAGE A-9
 Plot Scale: 12
 Plot Date: ?

903 EAST SEVENTEENTH AVE.
 TAMPA, FLORIDA
 (800) 248-2099

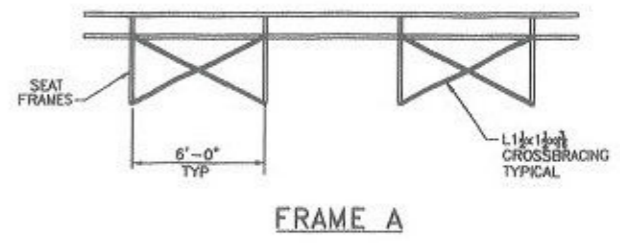
1



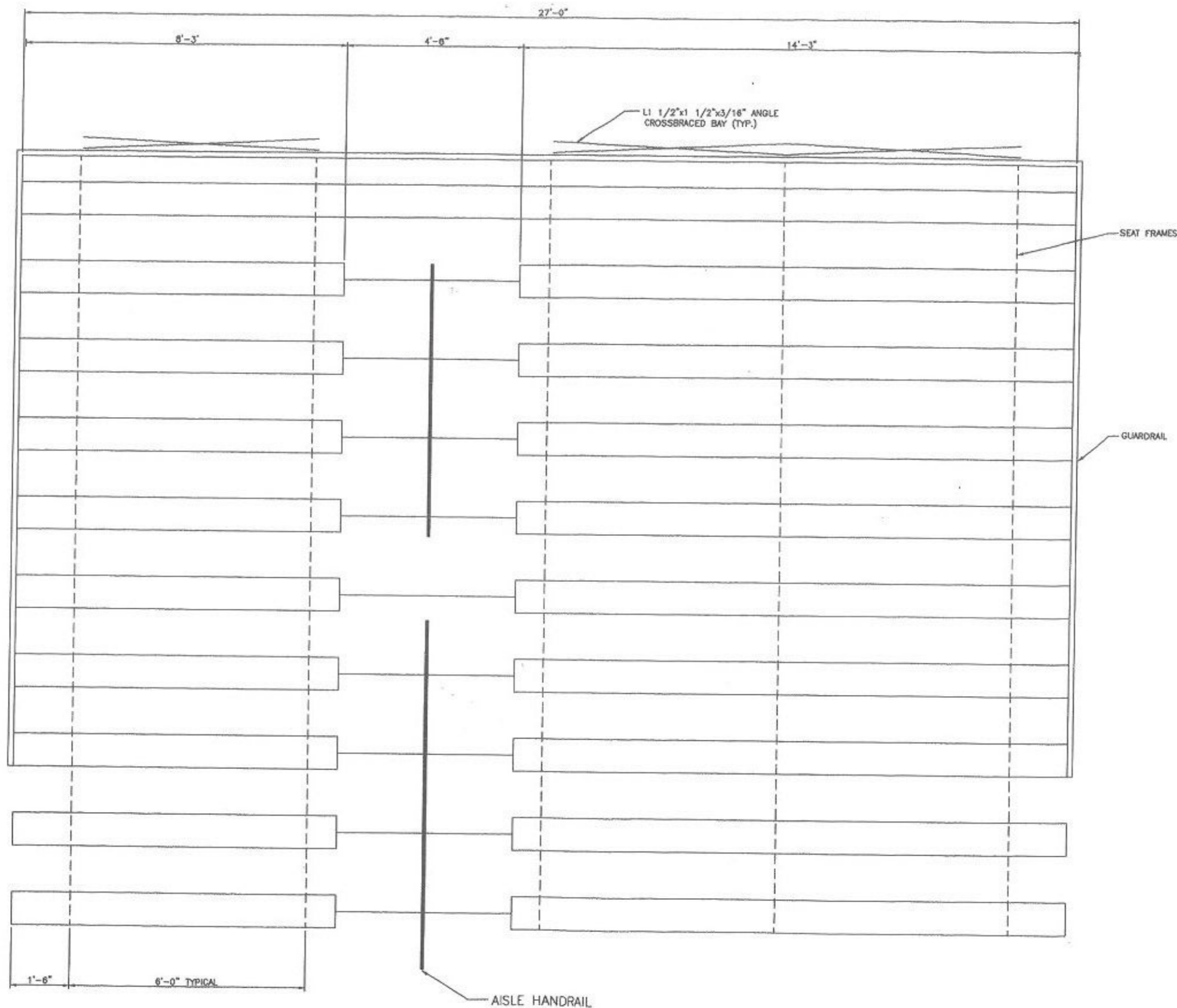
TYPICAL FRAMING ELEVATION

SCALE: 1"=1'-0"

- MEMBER SCHEDULE
- A. L2x2x1/8
 - B. L1 3/4x1 3/4x1/8



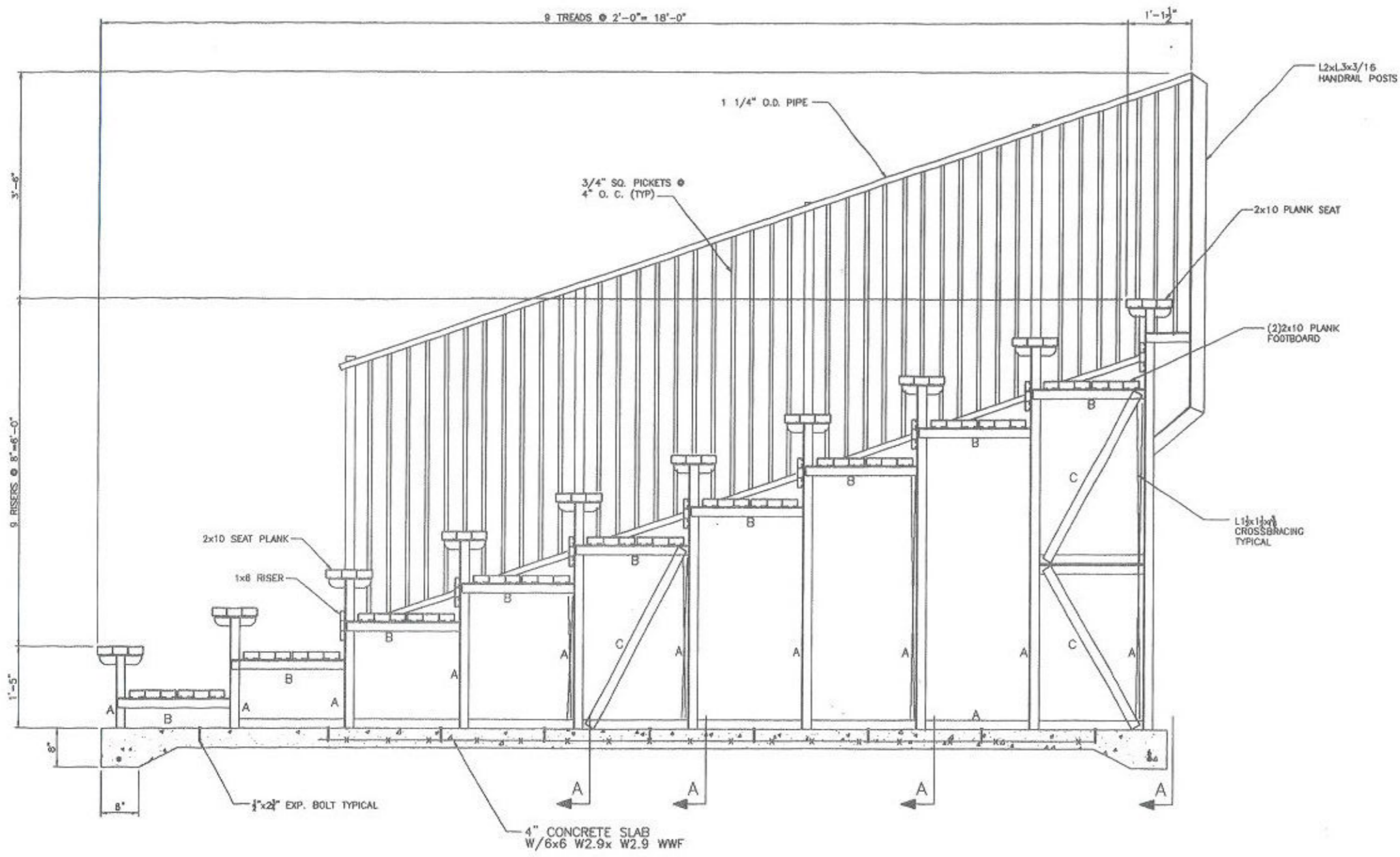
SEAL	
Drawn By: HCK	Job No.: 202-210
Date: 12/07/02	CAD File Name: PAGE A-9
Scale: 1"=1'-0"	Plot Scale: 12
Approved By: ?	Plot Date: ?
SOUTHEASTERN SEATING, INC. 903 EAST SEVENTEENTH AVE. TAMPA, FLORIDA (800) 248-2099	
TYPICAL ELEVATION 10 ROW	NON ELEVATED
1	



10 ROW SEATING PLAN x 27'
SCALE: 1/2"=1'-0"

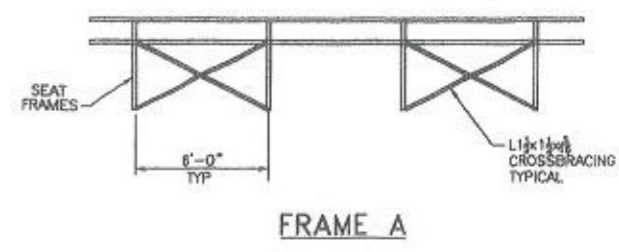
SEATING CALCULATIONS
GROSS SEATS 180 SEATS

SEATING	
Revisions	
Job No. : 202-210	CAD File Name: PAGE A-10
Date: 12/07/02	Plot Scale: 24
Scale: 1/2"=1'-0"	Plot Date: ?
Drawn By: HGK	Approved By: R.D.H.
SOUTHEASTERN SEATING, INC. 903 EAST SEVENTEENTH AVE. TAMPA, FLORIDA (800) 248-2099	
TYPICAL PLANS 10 ROW	NON ELEVATED
DWG. NO.	1



TYPICAL FRAMING ELEVATION
SCALE: 1"=1'-0"

- MEMBER SCHEDULE
 A. L2x2x3/16
 B. L1 3/4x1 3/4x3/16
 C. L1 1/2x1 1/2x3/16



Revisions	
SEAL	
Job No. : 202-210	
CAD File Name: PAGE A-11	
Plot Scale: 12	
Plot Date: ?	
Drawn By: HGK	
Date: 12/07/02	
Scale: 1"=1'-0"	
Approved By: ?	
SOUTHEASTERN SEATING, INC. 903 EAST SEVENTEENTH AVE. TAMPA, FLORIDA (800) 248-2099	
TYPICAL ELEVATION 10 ROW	
NON ELEVATED	
DRG. NO.	1